

## Galaxy<sup>®</sup> 2R

Two-Ram Baler  
(Narrow Model)



### Galaxy<sup>®</sup> 2R Series Features

- ▼ *Full-penetration compression ram produces high-density bales*
- ▼ *Easily switch between various recyclable materials with the touchscreen operator interface*
- ▼ *Multi-purpose door can serve as a bale separator, bale release, or bale clamp*

### The Worldwide Leader in Quality Recycling and Compaction Equipment

Marathon<sup>®</sup> Equipment is known throughout the world as one of the leading manufacturers of quality on-site recycling products. The **Marathon** brand has been the industry standard for quality and innovation for more than 50 years, and includes auto-tie balers, manual-tie balers, two-ram balers, MRF systems, conveyors, vertical balers, auger-style compactors, cart dumpers, and a wide array of options for virtually any application.









**Environmental  
Solutions Group<sup>®</sup>**

a DOVER company

## Galaxy<sup>®</sup> 2R Two-Ram Baler (Narrow)

### Features

#### Perfect for:

-  Material Recovery Facilities (MRF)
-  Recycling Centers
-  Distribution Centers
-  Paper & Plastic Processors
-  MSW (with solid waste package)
-  Non-Ferrous Scrap\*

\* Subject to maximum recommended material size



### Galaxy<sup>®</sup> 2R Features

- ▼ Full-penetrating compression ram for high-density bales.
- ▼ Programmable PLC controller with automatic and manual controls, diagnostics, and bale set-up functionality.
- ▼ Multi-purpose door serves as bale separator, bale release, and bale clamp, as well as allowing for variable bale widths.
- ▼ Optional metals package for scrap processing and recycling applications.
- ▼ The **Galaxy 2R** Two-Ram narrow baler can be customized for a wide array of applications.

### Powerful and Efficient Baling

The Marathon<sup>®</sup> **Galaxy 2R** Two-Ram narrow model balers feature a full-penetration compaction ram to produce high-density bales. The programmable PLC controller features automatic and manual controls, diagnostics, and bale set-up functions. The controller allows you to easily switch recyclable materials. Adding the optional metals package makes the **Galaxy 2R** narrow model adaptable for certain scrap applications.

The **Galaxy 2R** narrow model balers feature a multi-purpose door that can serve as a bale separator, bale release, or bale clamp. It also allows for variable bale widths. The **Galaxy 2R** narrow model balers also come with components such as a high-efficiency power unit, adjustable shear beam, replaceable and reversible shear blades, and main ram and ejector-ram laser positioning.

## Galaxy<sup>®</sup> 2R Two-Ram Baler (Narrow)

### Features




The **Galaxy 2R** narrow model features an adjustable shear beam that enables you to adjust the shear blades from the exterior of the machine. (Optional on 2R15ON and 2R19ON)



The **Galaxy 2R** narrow model features a heavy-duty reinforced honeycomb structure for maximum performance.



Multi-purpose door can serve as a bale separator, bale release, or bale clamp. It also allows for variable bale widths.



The **Galaxy 2R** narrow model ram shear blade is replaceable and reversible. The body shear blade is serrated, adjustable, and replaceable. Replaceable 500 Brinell steel liners on the floor, sides, and platens offer superior wear resistance.



High-efficiency power units available from 50 HP up to 2x50 HP.

- TEFC motor (Totally Enclosed Fan Cooled)
- Flooded suction pumping system with high-flow hydraulic manifold
- 10 micron filtration system
- Pressure and current transducers
- Separate cooling and tier circuit and air-to-oil cooler.




Color touch-screen operator interface PLC programmable controller features automatic and manual controls, diagnostics, and bale set-up functions. Available with multi-language function.



The Marathon<sup>®</sup> **Galaxy Pro** Monitoring System enables web-based, real-time monitoring of production and maintenance data. The **Galaxy Pro** will send email notifications to required personnel, and the **Marathon Service Tech Team** can also initiate contact. Can be used on Wide and Narrow **Galaxy 2R** models.



The optional stamper anti-jamming system activates automatically while in Auto Mode to help prevent shear jams before they occur. This reduces downtime, and maximizes safety by preventing troublesome shear jams.



### EZ-TRAX Conveyors

**Marathon Recycling Solutions** offers custom engineered conveying systems to handle a wide variety of bulk material and scrap-handling applications. These range from light-duty slider beds to heavy-duty steel belt conveyors and complete turnkey MRF systems.

### Factory Start-ups

**Marathon** provides on-site set-up and comprehensive baler operation training for your personnel.



## Galaxy<sup>®</sup> 2R Two-Ram Baler (Narrow)

### Dimensions & Specifications

Specifications	2R-150-57-N	2R-190-70-N		2R-250-84-N			
Power Unit	50 hp	50 hp	2 x 30 hp	50 hp	2 x 30 hp	100 hp	2 x 50 hp
Cycle Time* (No load averages)	11.9 sec.	16 sec.	16.9 sec.	18.4 sec.	19.5 sec.	13.4 sec.	10.4 sec.
Unit Weights**	40,400 lbs. (18325 kg)	40,700 lbs. (18461 kg)	42,100 lbs. (19096 kg)	57,700 lbs. (26172 kg)	59,100 lbs. (26807 kg)	58,500 lbs. (26535 kg)	64,700 lbs. (29347 kg)
Hydraulic Pump	137 gpm (519 L/min)	137 gpm (519 L/min)	128 gpm (485 L/min)	137 gpm (519 L/min)	128 gpm (485 L/min)	200 gpm (757 L/min)	274 gpm (1037 L/min)
Compression Force	150,800 lbs. (671 kN)	190,900 lbs. (849 kN)		254,500 lbs. (1132 kN)			
Ram-Face Pressure	125 psi (862 kPa)	169 psi (1165 kPa)		220 psi (1517 kPa)			
Feed Opening (L x W)	57" x 40 3/4" (1448mm x 1035mm)	70" x 40 3/4" (1778mm x 1035mm)		83 7/8" x 40 3/4" (2130mm x 1035mm)			
Bale Size (L x W x H)	65" x 45" x 30" (1651mm x 1143mm x 762mm)	65" x 45" x 30" (1651mm x 1143mm x 762mm)		65" x 45" x 30" (1651mm x 1143mm x 762mm)			
Compressing Cylinder - Bore	8" (203mm)	9" (229mm)		9" (229mm)			
Compressing Cylinder - Rod	6" (152mm)	6" (152mm)		6" (152mm)			
Compressing Cylinder - Stroke	120" (3048mm)	133" (3378mm)		153" (3886mm)			

Bale Weight Data	2R-150-N		2R-190-N		2R-250-N	
OCC	Up to 1,300 lbs.	Up to 590 kg	Up to 1,350 lbs.	Up to 612 kg	Up to 1,400 lbs.	Up to 635 kg
ONP	Up to 1,400 lbs.	Up to 635 kg	Up to 1,450 lbs.	Up to 658 kg	Up to 1,500 lbs.	Up to 680 kg
Mixed Office Waste	Up to 1,400 lbs.	Up to 635 kg	Up to 1,450 lbs.	Up to 658 kg	Up to 1,500 lbs.	Up to 680 kg
UBC	Up to 800 lbs.	Up to 363 kg	Up to 900 lbs.	Up to 408 kg	Up to 1,000 lbs.	Up to 454 kg
PET	Up to 900 lbs.	Up to 408 kg	Up to 1,000 lbs.	Up to 454 kg	Up to 1,050 lbs.	Up to 476 kg
HDPE	Up to 950 lbs.	Up to 431 kg	Up to 1,100 lbs.	Up to 499 kg	Up to 1,150 lbs.	Up to 522 kg
SOP	Up to 1,300 lbs.	Up to 590 kg	Up to 1,350 lbs.	Up to 612 kg	Up to 1,400 lbs.	Up to 635 kg
Steel Cans	Up to 1,100 lbs.	Up to 499 kg	Up to 1,400 lbs.	Up to 635 kg	Up to 1,800 lbs.	Up to 816 kg
MSW	Up to 1,500 lbs.	Up to 680 kg	Up to 1,800 lbs.	Up to 816 kg	Up to 2,000 lbs.	Up to 907 kg
Aluminum Extrusions***	Up to 900 lbs.	Up to 408 kg	Up to 1,100 lbs.	Up to 499 kg	Up to 1,200 lbs.	Up to 544 kg
Aluminum Siding	Up to 1,100 lbs.	Up to 499 kg	Up to 1,300 lbs.	Up to 590 kg	Up to 1,500 lbs.	Up to 680 kg
AL/CU Radiators	Up to 1,200 lbs.	Up to 544 kg	Up to 1,400 lbs.	Up to 635 kg	Up to 1,500 lbs.	Up to 680 kg
Misc. Aluminum***	Up to 1,400 lbs.	Up to 635 kg	Up to 1,600 lbs.	Up to 726 kg	Up to 1,800 lbs.	Up to 816 kg

\*Cycle time calculated based on 1/2 penetration into bale chamber

\*\* The baler foundation must be a minimum of 6" thick, 3000 psi steel-reinforced concrete. It is recommended that the baler be positioned on a 3/4" steel foundation plate to prevent possible floor damage

\*\*\* Subject to maximum recommended material size

Pictures and mechanical diagrams in this literature are illustrative only and may not be to scale. Specifications are subject to change without notice in order to accommodate improvements to the equipment. Certified in compliance with ANSI standard Z245.2 and all applicable OSHA Regulations. Products must be used only by trained operators in accordance with the operator manual, as well as applicable regulations, laws, and ANSI standards.

#### We're Here To Help!

For detailed specifications, recommendations, or to request a site survey comparing various systems, contact the Marathon<sup>®</sup> Sales Team at [MarathonSales@MarathonEquipment.com](mailto:MarathonSales@MarathonEquipment.com)

#### Authorized Dealer:



Sourcewell

Awarded Contract

Contract # 040621-MEC

Marathon Equipment Company | P.O. Box 1798 | Vernon, AL 35592-1798

Learn more about Marathon Equipment: 800.633.8974 | [www.marathonequipment.com](http://www.marathonequipment.com)