

Galaxy[®] 2R

Two-Ram Baler
(Wide Model)



Galaxy[®] 2R Series Features

- ▼ Full-penetration compression ram produces high-density bales
- ▼ Easily switch between various recyclable materials with the touchscreen operator interface
- ▼ Multi-purpose door can serve as a bale separator, bale release, or bale clamp

The Worldwide Leader in Quality Recycling and Compaction Equipment

Marathon[®] Equipment is known throughout the world as one of the leading manufacturers of quality on-site recycling products. The **Marathon** brand has been the industry standard for quality and innovation for more than 50 years, and includes auto-tie balers, manual-tie balers, two-ram balers, MRF systems, conveyors, vertical balers, auger-style compactors, cart dumpers, and a wide array of options for virtually any application.




Environmental
Solutions Group[®]

a DOVER company

Galaxy® 2R Two-Ram Baler (Wide)

Features

Perfect for:

-  Material Recovery Facilities (MRF)
-  Recycling Centers
-  Distribution Centers
-  Paper & Plastic Processors
-  MSW (with solid waste package)
-  Non-Ferrous Scrap*

* Subject to maximum recommended material size



Galaxy® 2R Features

- ▼ Full-penetrating compression ram for high-density bales.
- ▼ Programmable PLC controller with automatic and manual controls, diagnostics, and bale set-up functionality.
- ▼ Multi-purpose door serves as bale separator, bale release, and bale clamp, as well as allowing for variable bale widths.
- ▼ Optional metals package for scrap processing and recycling applications.
- ▼ The **Galaxy** 2R Two-Ram wide baler can be customized for a wide array of applications.

Powerful and Efficient Baling

The Marathon® **Galaxy** 2R two-ram wide model balers feature a full-penetration compaction ram to produce high-density bales. The programmable PLC controller features automatic and manual controls, diagnostics, and bale set-up functions. The controller allows you to easily switch recyclable materials. Adding the optional metals package makes the **Galaxy** 2R wide model adaptable for certain scrap applications.

The **Galaxy** 2R wide-model balers feature a multi-purpose door that can serve as a bale separator, bale release, or bale clamp. It also allows for variable bale widths. The **Galaxy** 2R wide-model balers also come with components such as a high-efficiency power unit, adjustable shear beam, replaceable and reversible shear blades, and main ram and ejector-ram laser positioning.

Galaxy[®] 2R Two-Ram Baler (Wide)


Features




The **Galaxy 2R** wide model features an adjustable shear beam that enables you to adjust the shear blades from the exterior of the machine.



The **Galaxy 2R** wide model features a heavy-duty reinforced honeycomb structure for maximum performance.



Multi-purpose door can serve as a bale separator, bale release, or bale clamp. It also allows for variable bale widths.



The **Galaxy 2R** wide-model ram shear blade is replaceable and reversible. The body shear blade is serrated, adjustable, and replaceable. Replaceable 500 Brinell steel liners on the floor, sides, and platens offer superior wear resistance.




High-efficiency power units available from 2x 30 HP up to 2x100 HP.

- TEFC motor (Totally Enclosed Fan Cooled)
- Flooded suction pumping system with high-flow hydraulic manifold
- 10-micron filtration system
- Pressure and current transducers
- Separate cooling and tier circuit and air-to-oil cooler.




Color touchscreen operator interface PLC programmable controller features automatic and manual controls, diagnostics and bale set-up functions. Available with multi-language function.



The main ram, ejector ram, and multi-purpose door are controlled by a long-range laser sensor. Tie positioning is determined by the laser and eliminates the need for a counter wheel. This can be used on both Wide and Narrow models



The optional stamper anti-jamming system activates automatically while in Auto Mode to help prevent shear jams before they occur. This reduces downtime and maximizes safety by preventing troublesome shear jams.



EZ-TRAX Conveyors

Marathon Recycling Solutions offers custom engineered conveying systems to handle a wide variety of bulk material and scrap-handling applications. These range from light-duty slider beds to heavy-duty steel belt conveyors and complete turnkey MRF systems.

Factory Start-ups

Marathon provides on-site set-up and comprehensive baler operation training for your personnel.



Galaxy[®] 2R Two-Ram Baler (Wide) Dimensions & Specifications

Specifications	2R-310-84-W				2R-310-102-W				2R-450-84-W				2R-450-102-W			
Power Unit	2 x 30 hp	100 hp	2 x 50 hp	2 x 75 hp	2 x 30 hp	100 hp	2 x 50 hp	2 x 75 hp	100 hp	2 x 50 hp	2 x 75 hp	2 x 100 hp	100 hp	2 x 50 hp	2 x 75 hp	2 x 100 hp
Cycle Time* (No load averages)	22.5 sec.	13.4 sec.	11.8 sec.	11 sec.	25 sec.	17.1 sec.	13.2 sec.	12.3 sec.	21.2 sec.	16.2 sec.	15 sec.	11.9 sec.	23.9 sec.	18.1 sec.	16.7 sec.	13.2 sec.
Unit Weights**	80,100 lbs. (36333 kg)	79,600 lbs. (36106 kg)	85,800 lbs. (38918 kg)	86,800 lbs. (39372 kg)	84,100 lbs. (38147 kg)	83,500 lbs. (37875 kg)	89,700 lbs. (40687 kg)	90,700 lbs. (41141 kg)	89,000 lbs. (40370 kg)	95,200 lbs. (43182 kg)	96,200 lbs. (43636 kg)	98,700 lbs. (44770 kg)	93,200 lbs. (42275 kg)	99,400 lbs. (45087 kg)	100,400 lbs. (45541 kg)	102,900 lbs. (46675 kg)
Hydraulic Pump	128 gpm (485 lpm)	200 gpm (757 lpm)	274 gpm (1037 lpm)	300 gpm (1136 lpm)	128 gpm (485 lpm)	200 gpm (757 lpm)	274 gpm (1037 lpm)	300 gpm (1136 lpm)	200 gpm (757 lpm)	274 gpm (1037 lpm)	300 gpm (1136 lpm)	400 gpm (1514 lpm)	200 gpm (757 lpm)	274 gpm (1037 lpm)	300 gpm (1136 lpm)	400 gpm (1514 lpm)
Compression Force	314,100 lbs. (1397 kN)				314,100 lbs. (1397 kN)				452,400 lbs. (2012 kN)				452,400 lbs. (2012 kN)			
Ram-Face Pressure	207 psi (1427 kPa)				207 psi (1427 kPa)				298 psi (2055 kPa)				298 psi (2055 kPa)			
Feed Opening (L x W)	83 5/8" x 57 3/4" (2124mm x 1467mm)				101 1/8" x 57 3/4" (2581mm x 1467mm)				83 5/8" x 57 3/4" (2124mm x 1467mm)				101 1/8" x 57 3/4" (2581mm x 1467mm)			
Bale Size (L x W x H)	65" x 45" x 30" (1651mm x 1143mm x 762mm)				65" x 45" x 30" (1651mm x 1143mm x 762mm)				65" x 45" x 30" (1651mm x 1143mm x 762mm)				65" x 45" x 30" (1651mm x 1143mm x 762mm)			
Compressing Cylinder - Bore	10" (254mm)				10" (254mm)				12" (305mm)				12" (305mm)			
Compressing Cylinder - Rod	7" (178mm)				7" (178mm)				9" (229mm)				9" (229mm)			
Compressing Cylinder - Stroke	140" (3556mm)				158" (4013mm)				142" (3607mm)				160" (4064mm)			

Bale Weight Data	2R-310-W		2R-450-W	
OCC	Up to 1,600 lbs.	Up to 726 kg	Up to 1,700 lbs.	Up to 771 kg
ONP	Up to 1,600 lbs.	Up to 726 kg	Up to 1,800 lbs.	Up to 816 kg
Mixed Office Waste	Up to 1,600 lbs.	Up to 726 kg	Up to 1,800 lbs.	Up to 816 kg
UBC	Up to 1,100 lbs.	Up to 499 kg	Up to 1,200 lbs.	Up to 544 kg
PET	Up to 1,300 lbs.	Up to 590 kg	Up to 1,400 lbs.	Up to 635 kg
HDPE	Up to 1,500 lbs.	Up to 680 kg	Up to 1,600 lbs.	Up to 726 kg
SOP	Up to 1,500 lbs.	Up to 680 kg	Up to 1,700 lbs.	Up to 771 kg
Steel Cans	Up to 2,200 lbs.	Up to 998 kg	Up to 2,500 lbs.	Up to 1134 kg
MSW	Up to 2,200 lbs.	Up to 998 kg	Up to 2,500 lbs.	Up to 1134 kg
Aluminum Extrusions***	Up to 1,350 lbs.	Up to 612 kg	Up to 1,500 lbs.	Up to 680 kg
Aluminum Siding	Up to 1,600 lbs.	Up to 726 kg	Up to 1,900 lbs.	Up to 862 kg
AL/CU Radiators	Up to 1,600 lbs.	Up to 726 kg	Up to 2,000 lbs.	Up to 907 kg
Misc. Aluminum***	Up to 2,000 lbs.	Up to 907 kg	Up to 2,400 lbs.	Up to 1089 kg

*Cycle time calculated based on 1/2 penetration into bale chamber

**The baler foundation must be a minimum of 6" thick, 3000 psi steel reinforced concrete. It is recommended that the baler be positioned on a 3/4" steel foundation plate to prevent possible floor damage

*** Subject to maximum recommended material size

Pictures and mechanical diagrams in this literature are illustrative only and may not be to scale. Specifications are subject to change without notice in order to accommodate improvements to the equipment. Certified in compliance with ANSI standard Z245.2 and all applicable OSHA Regulations. Products must be used only by trained operators in accordance with the operator manual, as well as applicable regulations, laws, and ANSI standards.

We're Here To Help!

For detailed specifications, recommendations, or to request a site survey comparing various systems, contact the Marathon[®] Sales Team at MarathonSales@MarathonEquipment.com

Authorized Dealer:



Marathon Equipment Company | P.O. Box 1798 | Vernon, AL 35592-1798

Learn more about Marathon Equipment: 800.633.8974 | www.marathonequipment.com