

STATIONARY COMPACTORS

RJ-450 & RJ-450HD

4-Cubic-Yard Stationary Compactor



Some images shown with optional equipment



RJ-450 Features

- ▼ Designed to handle heavy-duty waste streams
- ▼ Ideal for small transfer stations or municipal drop-off centers
- ▼ Heavy-duty design and high-compaction force yield excellent volume reduction with MSW and light C&D waste streams

The Worldwide Compaction Leader

Marathon® Equipment is known throughout the world as one of the leading manufacturers of quality on-site waste compaction products. The RamJet® brand has been the industry standard for quality and innovation for more than 50 years, and includes stationary and self-contained compactors, compaction containers, apartment and high-rise compactors, pre-crushers, auger-style compactors, transfer systems, and a wide array of options for virtually any application.



**Environmental
Solutions Group®**

A DOVER COMPANY

RJ-450 Compactor

Overview

Perfect for:

 Mini Transfer Stations

 Municipal Recycling Drop-Off Centers

 Distribution Centers

 Manufacturing Facilities



Ram Guide System

The packing ram is supported by specially formulated cast-iron shoes which ride on replaceable wear strips. This exclusive design protects the charge-box floor from the full force of the packing ram, extending its life and dramatically reducing compaction-robbing friction.



Control Station

The RJ-450 features an advanced, simplified three-button control system. It is key-operated, fully automatic, and contained in a weatherproof NEMA 4 enclosure. Connected to the power pack with 13' of conduit, the controls can be installed in the location of your choice for operator convenience.

Why Marathon[®] Equipment Is the Preferred Choice

Marathon components are selected for longevity and minimum maintenance, with special attention given to the selection of high-duty cycle components. Stress engineering provides the optimum degree of structural integrity. Only the best materials are used and the highest standards of quality are observed in the manufacturing process.

Marathon RJ-450 compactor features an extra-large 60" by 67 1/2" clear-top opening that accepts large, bulky items with ease. Ruggedly built to meet the challenge, this unit packs a powerful 56,500 lbs. of crushing force.

The RJ-450HD features an even greater compaction force and faster cycle time, making it ideal for higher volume, heavy-duty industrial applications.



Industrial-Grade Systems

The RJ-450 features industrial-grade electrical and hydraulic systems that are UL and CUL listed. This means trouble-free operation and top performance year after year. The **Marathon** side-mounted power unit combines the convenience and ease-of-maintenance that comes with a remote power pack with the space savings and ease-of-installation of an integrated power pack.


Transfer Station Applications

The RJ-450 can be fitted with a variety of material handling equipment such as chutes, hoppers, and dumpers. The compactor shown is fitted with a side-fed hopper and a ground level dumper. Cart dumpers can be custom built to your specifications to accommodate existing cart systems.

WASTE COMPACTORS


RJ-450 Series Compactor

Features



RJ-450 Features

- ▼ Extra-large 60" by 67 1/2" clear-top opening to accommodate large, bulky items.
- ▼ Ruggedly built, the RJ-450 packs a powerful 56,500 lbs. of crushing force. Its heavy-duty design and high-compaction yield excellent volume reduction with MSW and light C&D waste streams.
- ▼ Industrial-grade electrical and hydraulic systems provide trouble-free operation and top performance year after year.
- ▼ The RJ-450 can be fitted with a variety of material handling equipment such as chutes, hoppers, and dumpers. Cart dumpers can be custom built to your specifications to accommodate existing cart systems.



The RJ-450 features the Marathon® side-mounted power unit. The power unit offers the convenience and ease-of-maintenance of a remote power pack with the space savings of an integrated power pack. The configuration also eliminates ALL electrical components from inside the compactor.



Compactor Fundamentals

Eight simple items to consider when choosing the perfect compactor for your application:

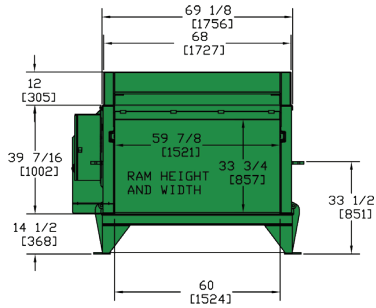
- 1 Recyclables** — Is there sufficient volume of recyclable materials to warrant more than one compaction system or is recycling mandatory?
- 2 Size of Waste** — Is the Feed (Clear Top) Opening large enough to accommodate the largest items without bridging?
- 3 Safety Standards** — Does the installation comply with recommended ANSI standards? Is there an access interlock switch on chute or hopper doors and gates? Is a “momentary contact” control required?
- 4 Power Source** — Is adequate power available? Three or single phase?
- 5 Convenience** — Is the compactor located for easiest use? Loading height? Can a hopper, doghouse, (charge box enclosure) or cart dumping system improve convenience? Can value be added (building or employee security) by loading through the wall? Would an Ozone Odor Control System solve odor or pest control problems?
- 6 Volume of Waste Generated** — Will the compactor be adequate to handle the volume generated during the peak load periods?
- 7 Location** — Does, or can, the waste flow to one central point?
- 8 Available Space** — Is there space for the Compaction System and maneuvering room for collection trucks? Is there adequate overhead clearance? Is there compatibility with the collection truck?
- ? Have Questions?** If you have any questions or need assistance with your compaction needs, please call **1-800-633-8974** and speak to a specialist. We are here to help!



RJ-450 & RJ-450HD

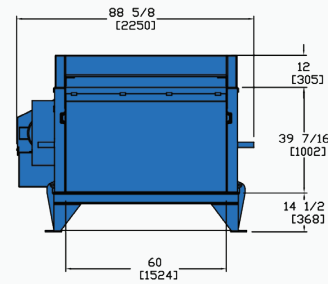
Dimensions

RJ-450 Dimensions

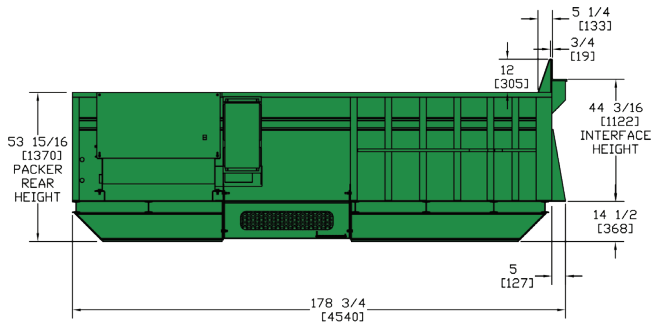


Front View

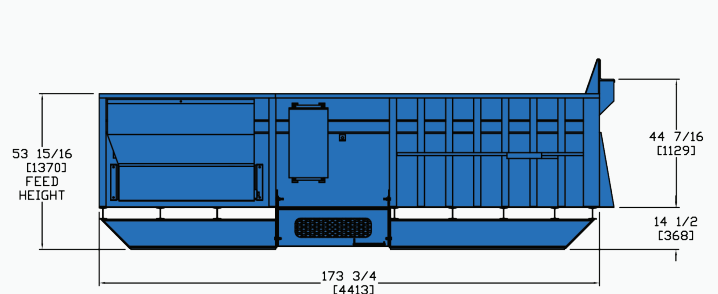
RJ-450HD Dimensions



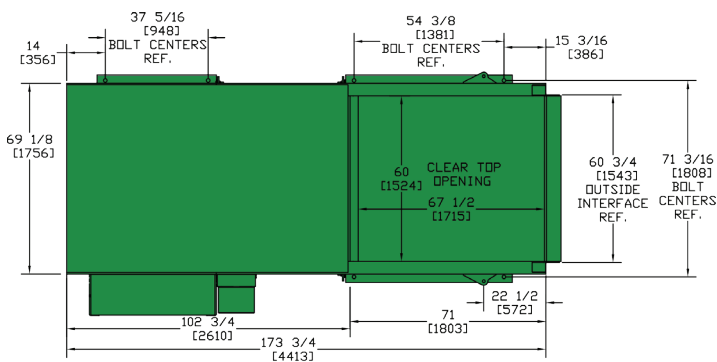
Front View



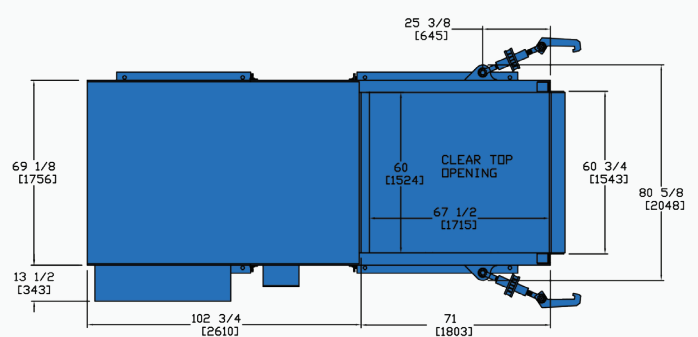
Side View



Side View



Top View



Top View

Drawings on this page are for illustration only and may not be to scale

WASTE COMPACTORS



RJ-450 & RJ-450HD

Dimensions & Specifications

Specifications	RJ-450		RJ-450HD	
Clear-Top Opening (L x W)	67 1/2" x 60"	1715mm x 1524mm	67 1/2" x 60"	1715mm x 1524mm
Ram-Face Size (W x H)	60" x 34"	1524mm x 864mm	60" x 34"	1524mm x 864mm
Compactor Capacity	2.97 yd ³	2.27 m ³	2.95 yd ³	2.26 m ³
Weight	8,000 lbs.	3629 kg	9,700 lbs.	4400 kg
Performance Characteristics				
Cycle Time	50 sec.		44 sec.	
Total Normal Force	48,000 lbs.	214 kN	73,500 lbs.	327 kN
Total Maximum Force	56,500 lbs.	251 kN	84,600 lbs.	376 kN
Normal Ram-Face Pressure	23.5 psi	162 kPa	33 psi	228 kPa
Maximum Ram-Face Pressure	27.7 psi	191 kPa	40 psi	276 kPa
Ram Penetration	13"	330mm	13"	330mm
Electrical Equipment				
Electric Motor 3/60/208/230/460/575	15 hp	11.1kW	20 hp	15 kW
Electric Control Voltage	120 VAC		120VAC	
Standard Controls Include	Three-Push Button Station, Keylock Start/Stop/Reverse			
Hydraulic Equipment				
Hydraulic Pump	18.5 gpm	70 L/min	18.5 gpm	70 L/min
Normal Pressure	1,700 psi	117 bar	1,900 psi	131 bar
Maximum Pressure	2,000 psi	138 bar	2,200 psi	151 bar
Hydraulic Cylinder(s)	1			
Bore	6"	152mm	7"	178mm
Rod	4"	102mm	5"	127mm
Stroke	82"	2083mm	82"	2083mm

Pictures and mechanical diagrams in this literature are illustrative only and may not be to scale. Specifications are subject to change without notice in order to accommodate improvements to the equipment. Certified in compliance with ANSI standard Z245.2 and all applicable OSHA Regulations. Products must be used only by trained operators in accordance with the Operator Manual, as well as applicable regulations, laws, and ANSI standards.

iSmart™ Remote Monitoring

You can add the iSmart Remote Monitoring System to many of our most popular compactors. For information about adding iSmart, please contact your Marathon® salesperson.

The iSmart trademark is the property of iSmart Technology Inc.

We're Here To Help!

For detailed specifications, recommendations, or to request a site survey comparing various systems, contact the Marathon® Sales Team at MarathonSales@MarathonEquipment.com

Authorized Dealer:



Marathon Equipment Company | P.O. Box 1798 | Vernon, AL 35592-1798

Learn more about Marathon Equipment: **800.633.8974** | www.marathonequipment.com