

# STATIONARY COMPACTORS


## RJ-500 & RJ-500HD

Stationary Compactors



### RJ-500 Features

- ▼ *Designed to handle heavy-duty waste streams*
- ▼ *Ideal for small transfer stations or municipal drop-off centers*
- ▼ *Heavy-duty design and high-compaction force yield excellent volume reduction with MSW and light C&D (HD model only) waste streams*
- ▼ *User-friendly 48" deck height keeps installation costs down*



RJ-500 pictured



Tongue and groove floor standard on the RJ-500HD

### The Worldwide Compaction Leader

Marathon® Equipment is known throughout the world as one of the leading manufacturers of quality on-site waste compaction products. The RamJet® brand has been the industry standard for quality and innovation for more than 50 years, and includes stationary and self-contained compactors, compaction containers, apartment and high-rise compactors, pre-crushers, auger-style compactors, transfer systems, and a wide array of options for virtually any application.








Environmental  
Solutions Group®

A DOVER COMPANY

## RJ-500 Compactor

### Overview

#### Perfect for:

-  Transfer Stations
-  Municipal Recycling Drop-Off Centers
-  Large Warehouses
-  Distribution Centers
-  Manufacturing Facilities



#### Ram Guide System

The packing ram is supported by specially formulated cast iron shoes which ride on replaceable wear strips. This exclusive design protects the charge box floor from the full force of the packing ram, extending its life and dramatically reducing compaction-robbing friction.



#### Control Station

The RJ-500 and RJ-500HD feature an advanced, simplified three-button control system. It is key-operated, fully automatic, and contained in a weatherproof NEMA 4 enclosure. Connected to the power pack with 13' (3.96m) of conduit, the controls can be located for operator convenience.

### Why Marathon<sup>®</sup> Equipment Is the Preferred Choice

**Marathon** brand components are selected for longevity and minimum maintenance, with special attention given to the selection of high-duty cycle components. Stress engineering provides the optimum degree of structural integrity. Only the best materials are used and the highest standards of quality are observed in the manufacturing process.

The RamJet<sup>®</sup> RJ-500 and RJ-500HD compactors feature an extra large clear top opening that accepts large, bulky items with ease. Ruggedly built to meet the challenge, these units pack a powerful crushing force, and provide the performance and reliability that only **Marathon** can provide.

### Industrial-Grade Systems

The RJ-500 and RJ-500HD feature industrial-grade electrical and hydraulic systems that are UL and CUL Listed. This means trouble-free operation and top performance year after year. The **Marathon** side-mounted power unit combines the convenience and easy maintenance that comes with a remote power pack with the space savings and ease-of-installation of an integrated power pack.



The RJ-500 and RJ-500HD come standard with the Marathon<sup>®</sup> side-mounted power unit. The power unit offers the convenience and ease-of-maintenance of a remote power pack with the space savings of an integrated power unit.

### Transfer Station Applications

The RJ-500 and RJ-500HD can be fitted with a variety of material-handling equipment such as chutes, hoppers, and dumpers. Cart dumpers can be custom built to your specifications to accommodate existing cart systems.

### iSmart<sup>™</sup> Remote Monitoring

**iSmart** Remote Monitoring Systems can be added to the RJ-500 and RJ-500HD as well as to many of our other most popular compactors. For information about adding **iSmart**, please contact your **Marathon** salesperson.

The iSmart trademark is the property of iSmart Technology Inc.

# STATIONARY COMPACTORS




## RJ-500 Series Compactor

### Features & Specifications

#### Features

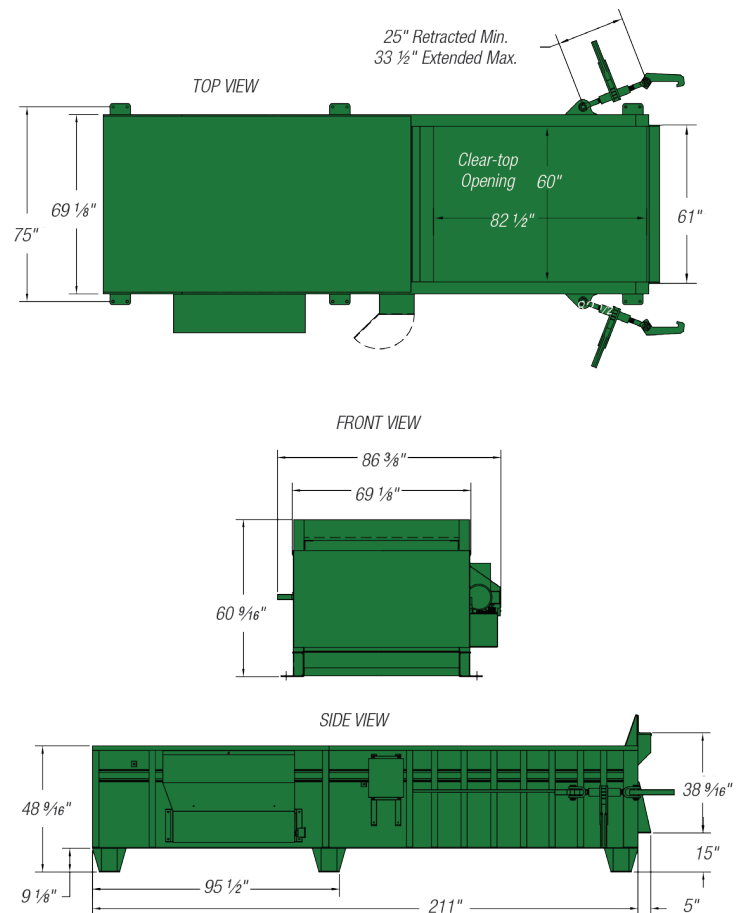
The Marathon® RamJet® RJ-500 compactor is a real workhorse! Its proven capability assures reliability and top performance in heavy-duty commercial and industrial applications.

- ▼ Large 60" wide by 82 1/2" long clear top opening and 33" deep charge box – a handy feature during peak loading times or when compacting bulky items.
- ▼ Engineered for durability, the strength of the RJ-500 is right where it is needed. The 1/2" charge box floor is reinforced with nine heavy-duty steel channels, 1/2" plate ram face backed with 10" plus 6" structural channels and extra rugged reinforced sides.



#### Dimensions & Specifications

Specifications	RJ-500	
Clear Top Opening (L x W)	82 1/2" x 60"	2096mm x 1524mm
Compactor Capacity	3.17 yd <sup>3</sup>	2.42 m <sup>3</sup>
Ram-Face Size (W x H)	60" x 29 1/2"	1524mm x 749mm
Weight	8,500 lbs.	3586 kg
<b>Performance Characteristics</b>		
Cycle Time	52 sec.	
Total Normal Force	65,400 lbs.	291 kN
Total Maximum Force	76,900 lbs.	342 kN
Normal Ram-Face Pressure	36.9 psi	255 kPa
Maximum Ram-Face Pressure	43.4 psi	300 kPa
Ram Penetration	13 1/2"	343mm
<b>Electrical Equipment</b>		
Electric Motor 3/60/208/230/460/575	15 hp	11.2 kW
Electric Control Voltage	120 VAC	
Standard Controls Include	3-Push Button Station Keylock Start/Stop/Reverse	
<b>Hydraulic Equipment</b>		
Hydraulic Pump	18.5 gpm	70 L/min
Normal Pressure	1,700 psi	117 bar
Maximum Pressure	2,000 psi	138 bar
Switch Pressure	1,300 psi	90 bar
Hydraulic Cylinder(s)	1	
Bore	7"	178mm
Rod	4"	102mm
Stroke	98"	2489.20mm



Pictures and mechanical diagrams in this literature are illustrative only and may not be to scale. Specifications are subject to change without notice in order to accommodate improvements to the equipment. Certified in compliance with ANSI standard Z245.2 and all applicable OSHA Regulations. Products must be used only by trained operators in accordance with the Operator Manual, as well as applicable regulations, laws, and ANSI standards.



For more information or to order, call 1-800-633-8974 or visit us at [www.marathonequipment.com](http://www.marathonequipment.com)

# STATIONARY COMPACTORS



## RJ-500HD Heavy-Duty Compactor

### Features & Specifications

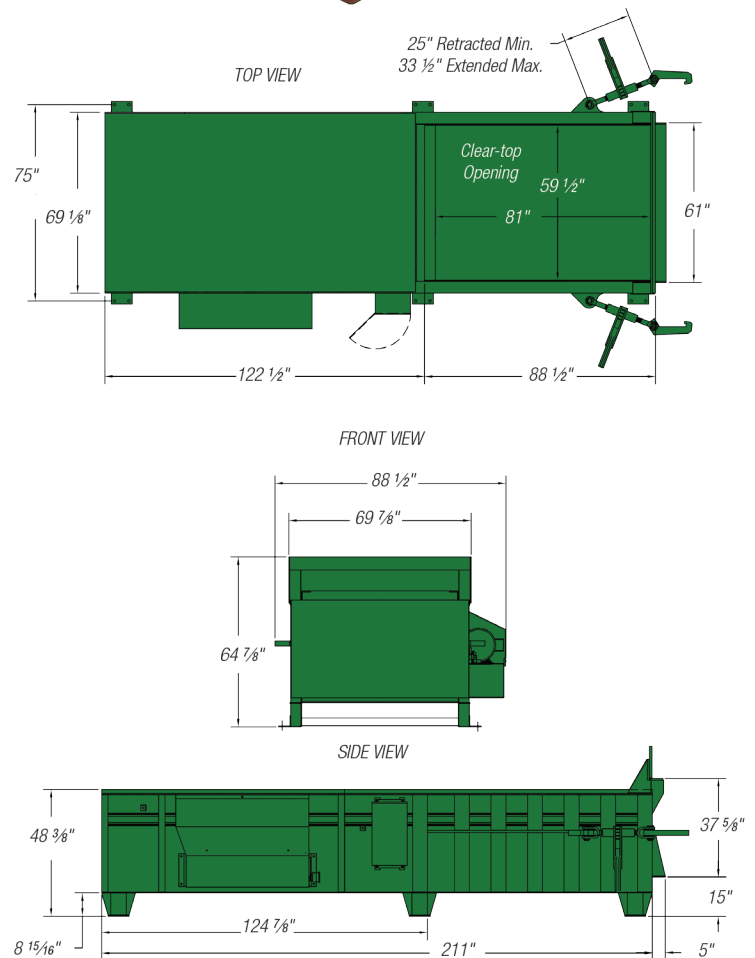
The RamJet® RJ-500HD compactor's large 59 1/2" wide by 81" long clear top opening and superior strength makes it ideal for large volumes of crates, skids, and other hard-to-compact industrial refuse. Waste is crushed to a fraction of its original bulk.

- ▼ Cylinder supports, a 3/4" thick angle, 1" thick plate breaker bar, 1/2" ram top, and extra side supports are added for superior endurance.
- ▼ Includes standard 3/8" thick steel charge box liners and a 1/2" thick abrasion-resistant steel plate on the charge box floor. Also features a standard 1/2" AR400 tongue-and-groove floor.



### Dimensions & Specifications

Specifications	RJ-500HD	
<b>Clear Top Opening (L x W)</b>	81" x 59 1/2"	2057mm x 1511mm
<b>Compactor Capacity</b>	3.12 yd <sup>3</sup>	2.39 m <sup>3</sup>
<b>Ram-Face Size (W x H)</b>	59 1/2" x 29 1/2"	1511mm x 749mm
<b>Weight</b>	10,300 lbs.	4,672 kg
Performance Characteristics		
<b>Cycle Time</b>	52 sec.	
<b>Total Normal Force</b>	84,600 lbs.	376 kN
<b>Total Maximum Force</b>	96,200 lbs.	428 kN
<b>Normal Ram-Face Pressure</b>	48.2 psi	332 kPa
<b>Maximum Ram-Face Pressure</b>	54.8 psi	378 kPa
<b>Ram Penetration</b>	13 1/2"	343mm
Electrical Equipment		
<b>Electric Motor 3/60/208/230/460/575</b>	20 hp	14.9kW
<b>Electric Control Voltage</b>	120 VAC	
<b>Standard Controls Include</b>	Three-Push Button Station Keylock Start/Stop/Reverse	
Hydraulic Equipment		
<b>Hydraulic Pump</b>	18.5 gpm	70 L/min
<b>Normal Pressure</b>	2,200 psi	152 bar
<b>Maximum Pressure</b>	2,500 psi	172 bar
<b>Switch Pressure</b>	1,300 psi	90 bar
<b>Hydraulic Cylinder(s)</b>	1	
<b>Bore</b>	7"	178mm
<b>Rod</b>	4"	102mm
<b>Stroke</b>	98"	2489mm



Pictures and mechanical diagrams in this literature are illustrative only and may not be to scale. Specifications are subject to change without notice in order to accommodate improvements to the equipment. Certified in compliance with ANSI standard Z245.2 and all applicable OSHA Regulations. Products must be used only by trained operators in accordance with the Operator Manual, as well as applicable regulations, laws, and ANSI standards.



Marathon Equipment Company | P.O. Box 1798 | Vernon, AL 35592-1798

Learn more about Marathon Equipment: 800.633.8974 | [www.marathonequipment.com](http://www.marathonequipment.com)

© 2021 Marathon Equipment Company. All rights reserved.